



Key Stage 2 Education Pack For Schools



The following notes and activities have been developed specifically for use with children in Key Stage 2. These materials are suitable for mainstream classes, and can easily be differentiated for SEN pupils as well. They can be downloaded free for use before your visit, during your visit, or as follow up activities after your visit.

Each section about the history of the bridge contains a list of activities based on the section, together with sheets which may be photocopied for pupils.

Contents

- 1) **The History of the Bridge**
 - The Early Days
 - Old London Bridge
 - Blood and Thunder
 - Changes
 - New Bridges
- 2) **Things to look out for during your visit - visit checklist**
- 3) **Extras**
 - Extra Activity Suggestions
 - Wordsearch
 - Quiz
 - Crossword

The History of London Bridge

The Early Days



The first London Bridge was built by the **Romans**, in about **55AD**. They built a small military settlement, on the northern side of the river, called **Londinium**.

The first bridge they built was a pontoon bridge. This is a bridge that floats on rafts, and can be put up very quickly.

Later, the Romans rebuilt the bridge to be stronger and last longer.

The Romans left Britain in the 5th century. People from northern Europe, called the **Angles, Saxons and Jutes** settled in Eastern and Southern England.

The old roman city of Londinium was settled by Saxons, and called **Lundenwic**. The Saxons used the old Roman crossing, and rebuilt the bridge several times.




London Bridge was very important to the Saxons. As well as crossing the river it also gave the city protection from being attacked by ships. This didn't always work, though. In 1014, the leader of the Viking army, **King Olav**, had his men tie ropes to the wooden posts of the bridge, and when they rowed away in their boats, they pulled it down!

Activities

- * *Writing - Use your school PCs, or the writing frame on the next page, to write a front page newspaper report. Describe the way the Vikings pulled the Bridge down.*
- * *Discussion - Ask pupils to suggest reasons why the Romans decided to build the Bridge where they did. Try to make a list of advantages of crossing the river at that particular point.*

SAXON TIMES

LONDON BRIDGE IS FALLING DOWN!



Old London Bridge

A wooden bridge wears out very quickly, and it can also be burnt down. The bridge had burned down in **1135**.

So in the reign of **King Henry II**, in **1176**, they began to build a new bridge from stone. The man in charge was a priest called **Peter de Colechurch**.



The Bridge was finally completed in 1209. By this time King Henry had died, and his son John was the king.

There were many buildings on the Bridge. People would pay to rent the buildings, and the money would be used to rebuild the Bridge. There were houses, shops, and even a chapel on London Bridge.

London Bridge had **20 arches**. These were different sizes, but all of them were fairly narrow. This meant that the water flowed through them very quickly. Going under London Bridge in a boat was dangerous. Some people were thrown out of their boats and drowned going under London Bridge.

The chapel on the Bridge was dedicated to **St. Thomas a Becket**, who was actually a friend of the original builder, Peter de Colechurch.

King John's son, King **Henry III**, gave his wife **Queen Eleanor** control of the Bridge. She did not spend money on repairs. In the **hard winter of 1281**, several arches of the bridge were washed away by a build up of ice. This is why children still sing



*"London Bridge is falling down
My Fair Lady. "*

The nursery rhyme is telling off Queen Eleanor for not looking after the bridge.

* **Technology**

*Requirements - Packs of drinking straws (1 per group)
Pack of elastic bands "
2 pieces of A4 card per group*

Split the class into groups. Give each group a pack of drinking straws, a pack of elastic bands, and 2 pieces of A4 card. Tell them that they have to construct the strongest bridge they can make using only the resources you have given them. The bridge must span a gap of 2ft. (NB - it is perfectly possible to use long pasta and glue as materials instead.)

When all the bridges are complete, then use a series of progressively heavier weights to test how much each can stand.

Then ask each group to discuss why some of the bridges could take more weight than others, and from this, make a list of each group's answers.

* **Research**


Ask pupils to use information technology to find out details about three bridges that have buildings on, that are still standing.

*The Ponte Vecchio
The Rialto
The Poultney Bridge*

Ask pupils to find and print out a photograph of each bridge, and the answers to these questions: -

- * *Which city does each bridge stand in?*
- * *What are the names of the rivers they each cross?*
- * *When was each of the bridges built?*
- * *Find out three more interesting facts about each bridge.*

Blood and Thunder



About a third of the way along the bridge from the southern end there was a **drawbridge**. This could be raised to let ships with tall masts through. On the stone gateway above the drawbridge it they used to display the heads of traitors! This was to show what would happen to people who made the king angry!

In 1305 the first person to have his head cut off, then stuck on a spike on London Bridge was a Scottish man called **William Wallace**.

In **1390**, the Champion of England, **Sir John Wells**, had a famous joust against the Champion of Scotland, **Sir David Lindsay**. Lindsay won the joust by knocking Wells from his horse.



In **1450** an actual battle took place on the Bridge, between the citizens of London, and an army of rebels led by a man called **Jack Cade**.

The battle raged along the Bridge Street for a whole day, and most of the night, but by the morning the rebels had run away.

Activities

- * *Use the table below to help you draw a knight in armour and then label the different parts of his armour. You could use the picture on the next page.*

Name	What they were
Sabatons	Iron plates on the knight's boots
Greaves	Armour on the calf and ankle
Poleyns	Armour on the knee
Cuisses	Armour on the upper part of the leg
Gauntlets	Armoured gloves
Breastplate	Armour on the chest
Rerebrace	Armour on the upper arm
Vanbrace	Armour on the lower arm
Backplate	Armour on the back

Changes

Buildings were always being repaired and replaced on the Bridge. The Chapel was removed in 1549. Then the Drawbridge gate was soon replaced by **Nonesuch House**. This was an amazing building, made from wooden panels all held together by wooden pins.



The Bridge was very badly damaged in a **fire of 1633**, but not quite so badly damaged in the **Great Fire of London in 1666**.

By 1758 most of the buildings on the Bridge were in a bad state, and the City decided that more people could cross the Bridge more safely if they demolished the houses. The two middle arches were also knocked into one, to make it safer to cross underneath the bridge. A new rule was made so that everyone crossing the bridge had to keep to their left. This is why people in Britain always drive on the left hand side of the road!

Activities

* *Use all the notes about the Bridge to make a timeline showing all the important dates in the history of the Bridge. You could make your own, or use the template on the next page*

* **Research**

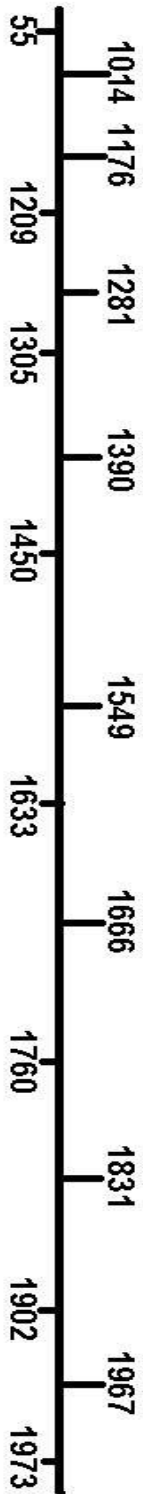
Use the sheet which shows you the map of the River Thames. Research where some of the other Bridges on the Thames are. Then mark on the maps which of the Bridges are: -

*Westminster Bridge
The Millennium Bridge
Chelsea Bridge
Tower Bridge
Battersea Bridge*

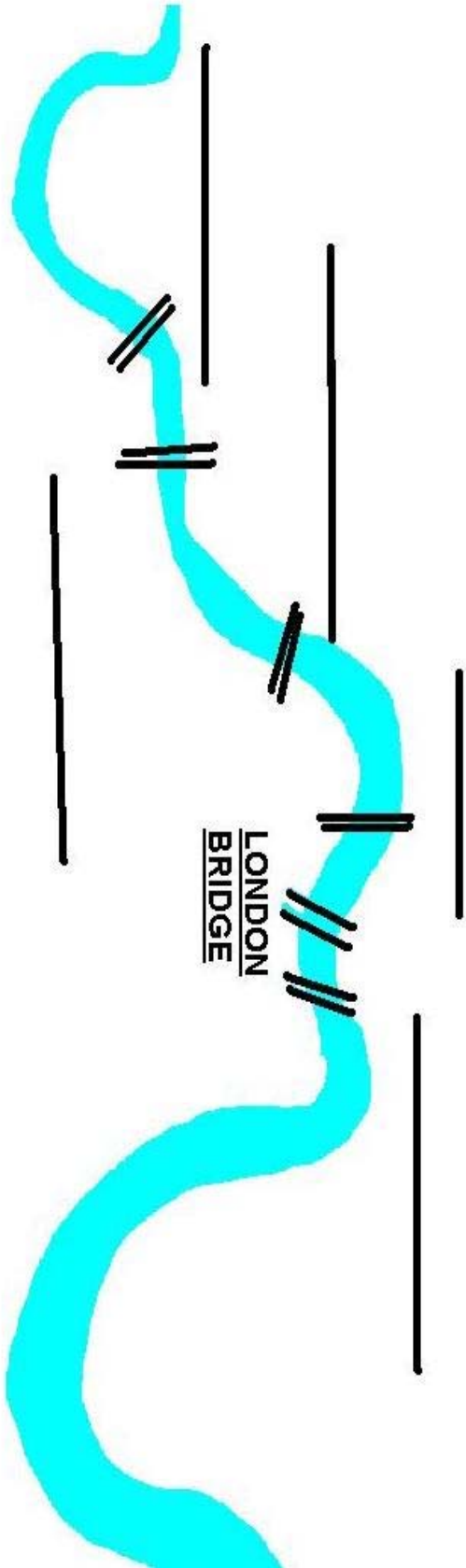
Changes Activity

Write down what happened to the Bridge on each of these dates

London Bridge Timeline



Changes Activity - Label the other 5 bridges on the map



New Bridges



The Bridge had been standing for over 600 years, but it needed to be repaired too often, and it couldn't carry enough people at one time. So a competition to design a new London Bridge was held, and the plan by **Sir John Rennie** was chosen.

Rennie's Bridge was opened in **1831**. It was perfect for the amount of traffic in 1831, but it was too crowded by 1900.

So it was widened in **1902**. However this only solved the problem for a while, and by the 1960s it was clear that a brand new bridge would have to be built.

The City of London came up with the bright idea of selling Rennie's Bridge. It was bought by an American businessman called **Robert P. McCullough**



He had it demolished piece by piece, transported to America, and then reassembled in the holiday resort of Lake Havasu, in the state of Arizona

The new bridge was built while the Rennie's Bridge was taken apart.

Traffic was able to continue using the bridge while all the work was going on. Queen Elizabeth opened the new bridge on the 17th March

1973. It is still standing today.

Activities

Use your school's PC to design a poster. The poster is to sell John Rennie's London Bridge. You could use the template on the next page, or design your own. Here are some facts to help you

When was it built?	It was opened in 1831
Who designed it?	Sir John Rennie
How big is it?	928 feet long - 49 feet wide
What was it built out of?	Granite
How much did it cost to build?	£2.5 million
Who opened the Bridge?	King William IV
How many arches does it have?	5

When was it built?	It was opened in 1831
Why are we selling it?	Its too narrow for London traffic

New Bridges - Activity

For Sale

Sir John Rennie's World Famous London Bridge



Things to Look Out For during your Visit

Now that you have read a little bit about the history of the bridge, we can tell you some of the things that you could look out for during your visit. Use the checklist to see if you've managed to do everything during your visit.

- * You know that the Romans built the first London Bridge. In one of our rooms you will be able to see some of the wood that the Romans used to build the city of Londinium 2000 years ago.
- * You can also see full size models of some of the bridges and you'll actually be able to walk on these models, and meet the Romans, the Saxons and the Danes.
- * You will visit the Gatehouse, and meet the Keeper of the Heads, who will show you how to get the gory heads ready to put on the poles! You'll also meet William Wallace. He himself will tell you his own sad story.
- * In the reception area Brownlow your guide will tell you more about the joust that took place on the Bridge in 1390
- * You know that buildings were built, demolished and replaced for almost 600 years on the bridge. You will see many pictures showing you how the Bridge looked at these different times.
- * You know that Sir John Rennie won the competition to design and build the new bridge. Through the magic of computer technology you will actually get to meet Sir John!
- * You will meet a famous writer called Charles Dickens, who wrote many famous books. He will tell you why part of the Bridge, still standing today, is called "Nancy's Steps"
- * You know that Rennie's Bridge was demolished piece by piece and taken to Lake Havasu, Nevada. In a film, you'll meet Robert P. McCullough, the man who bought the Bridge, and he himself will tell you what happened.
- * Last, but not least, you know that the modern Bridge was opened by her Majesty Queen Elizabeth II in 1973. You will actually meet the Queen, who will talk to you about the Opening of The Bridge. Best behaviour please, and don't forget to bow or curtsy!



Visit Checklist

<i>During my visit did I?</i>	Yes	No
See the 2000 year old wood the Romans used to build Londinium ?		
Walk on the models of the Bridge?		
Meet Romans, Saxons or Danes?		
Learn how to prepare the heads?		
Meet William Wallace?		
Learn more about the joust?		
See pictures showing what the bridge looked like at different times?		
Meet Sir John Rennie ?		
Meet Charles Dickens and learn why part of the Bridge is called Nancy's Steps?		
Meet Robert McCullough and learn why he bought the Bridge?		
See the Queen, and learn what happened when she opened the Bridge?		



Extras

Extra Activity Ideas

* **Writing**

Now you know what the poem "London Bridge Is Falling Down " is all about, write out a couple of the verses, and illustrate it , perhaps showing the people angry with Queen Eleanor, or showing some of the exciting things that happened on the bridge

* **Using ICT**

You can prepare your own PowerPoint presentation to show what you have learned about the history of the Bridge. Imagine that you are making it for people who don't already know anything about London Bridge.

* **Design Ideas**

* *Pupils could design a poster to advertise The London Bridge Experience, either by hand or by using CAD*

* **Discussion Ideas**

* *Role play. Divide the class into two sides. One side of the class must present the case to King Henry that the new bridge should be made of Stone. The other half of the class should present the case to the king that the new bridge should be made of wood.*

* **Research Project**

* *Pupils can use ICT to find out about all of the other Bridge in London, or over the whole of the River Thames. Then pupils could present what they have found out in their research in a little guidebook, for visitors to London.*



Wordsearch

Try to find all of these words within the grid

C	H	A	P	E	L	W	N	H	O	J	G	N	I	K
D	R	A	W	B	R	I	D	G	E	L	L	S	B	R
B	R	I	D	G	E	L	L	O	N	D	O	N	I	A
F	A	L	L	I	N	G	D	O	W	N	D	E	A	R
L	O	D	N	A	N	W	I	S	G	N	I	K	I	V
F	M	Y	F	A	I	R	L	A	D	Y	Y	C	R	O
L	O	C	N	I	E	L	O	N	D	I	N	I	U	M
W	I	I	I	L	R	L	L	M	I	A	M	D	W	A
L	L	W	A	T	C	E	I	H	A	V	A	S	U	T
H	A	N	V	A	Y	S	U	I	N	N	A	E	Z	H
J	H	E	N	R	Y	I	I	O	N	X	S	L	N	E
K	I	D	N	G	J	E	H	N	O	F	I	R	Y	A
P	O	N	T	U	S	I	K	N	S	U	R	A	L	D
C	H	U	R	L	E	S	S	A	D	I	C	H	E	S
W	I	L	L	I	A	M	W	A	L	L	A	C	E	S

Romans William Wallace Londinium Saxons Vikings
 Lundenwic Henry II King John chapel
 drawbridge Charles Dickens Rennie Fire
 Falling Down My Fair Lady Lake Havasu City
 London Bridge heads



Bridge Quiz

How much do you actually remember from your visit? Try our London Bridge Quiz. All of the answers are either in the notes, or have been given to you during your visit. Don't worry - you won't end up like William Wallace if you get a few wrong!

- 1) When did the Romans build the very first London Bridge?
- 2) Why did they build a pontoon bridge first of all?
- 3) What did the Romans call London?
- 4) Who pulled the Bridge down in 1014, and how did they do it?
- 5) Who was the king when they started building the Bridge in 1176? Who was king when they finished it?
- 6) Who designed and built the first stone bridge?
- 7) During its 600 years, the old bridge had several famous buildings on it. Name two of them.
- 8) Whose head was the first to be displayed on London Bridge?
- 9) What did they have to do to get heads ready to display them on London Bridge?
- 10) What famous event took place on the Bridge in 1390?
- 11) What change happened on the Bridge in 1760?
- 12) Who was the Fair Lady in the song "London Bridge is Falling Down"?
- 13) Who won the competition to design and build the new London Bridge in 1831?
- 14) 'Nancy's Steps' get their name from which book by Charles Dickens?
- 15) Who opened the new London Bridge in 1973?

Answers on the next page



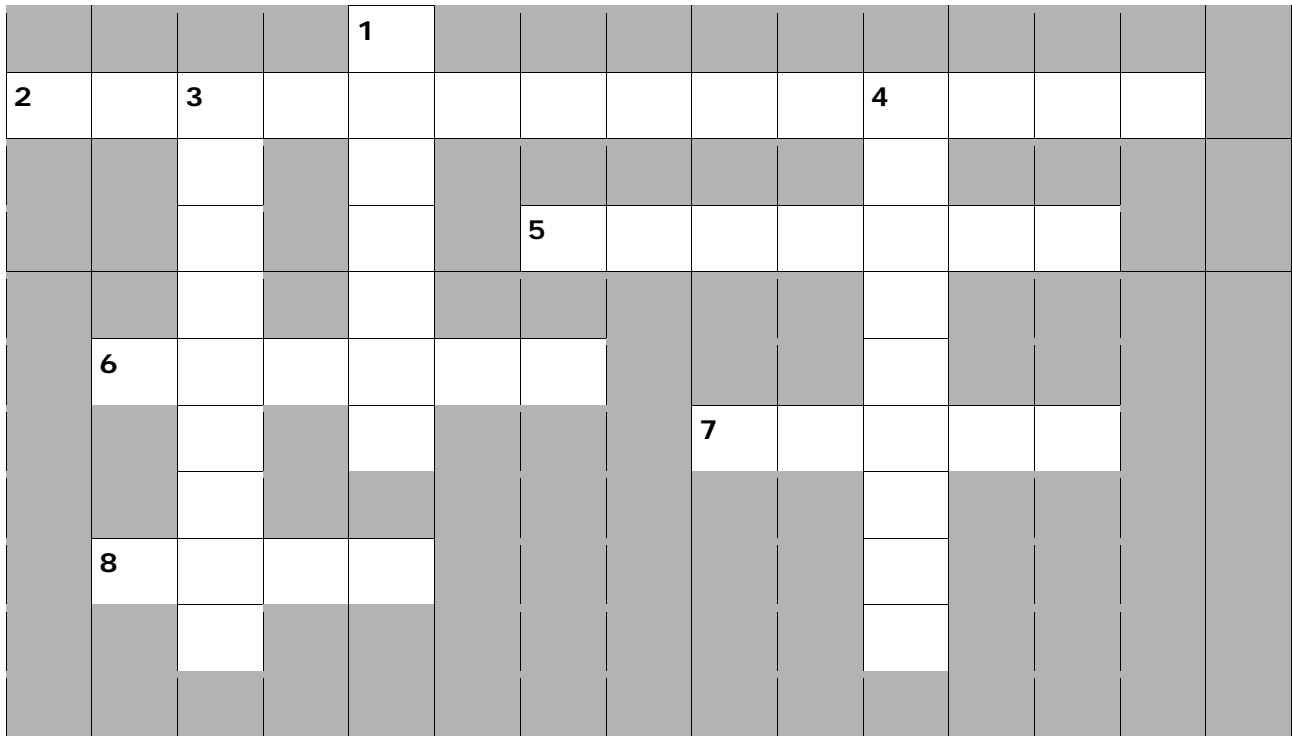
Answers

- 1) *About 55 AD*
- 2) *Because it was a very quick way of building a bridge*
- 3) *Londinium*
- 4) *King Olav and the Vikings. They tied the posts to their ships, then rowed away, pulling down the posts that held up the Bridge*
- 5) *Henry II and then King John*
- 6) *Peter de Colechurch*
- 7) *The Drawbridge Gate - The Chapel of St. Thomas A Becket - The Great Stone Gate - Nonesuch House*
- 8) *William Wallace*
- 9) *They had to boil them, coat them in tar, and put a crown of ivy on top*
- 10) *The joust between Sir John Wells and Sir David Lindsay*
- 11) *The buildings were all demolished*
- 12) *Queen Eleanor*
- 13) *Sir John Rennie*
- 14) *Oliver Twist*
- 15) *Queen Elizabeth II*

So - how did you do?

10-15	Well done! You really know your stuff!
5-9	Not bad, but you're not ready to be a tour guide yet!
0-4	Better luck next time

Crossword



Clues

- 1) Surname of the knight who won the joust (7)
- 2) First man to have his head put on the bridge (7,7)
- 3) What the Saxons called London (8)
- 4) What the Romans called London (8)
- 5) Queen who didn't repair the Bridge (7)
- 6) State where you will find Rennie's Bridge (6)
- 7) King who decided to build the stone bridge (5)

8) What happened on the Bridge in 1633 (4)

Crossword Answers

				L										
W	I	L	L	I	A	M	W	A	L	L	A	C	E	
		U		N						O				
		N		D		E	L	E	A	N	O	R		
		D		S						D				
	N	E	V	A	D					I				
		N		Y				H	E	N	R	Y		
		W								I				
	F	I	R	E						U				
		C								M				

We really hope that you enjoyed your visit to the London Bridge Experience, and hope to see you again soon.

